

Cubis™.

830 range. Technical details.

Function

Cube-shaped armchairs and settees, as well matching tables with wooden tops for use in informal meeting environments, such as reception areas, lobbies and foyers.

Armchairs and settees

Frame

Oval aluminium hollow profile, bright chromium-plated, clear or black anodized, or coated. Underside of glides in polyurethane for soft and hard floors.

Seat and back

Seat, backrest and side sections are solid, cushioned beech frames. Back section with flexible upper edge. Foam composite upholstery with fibre fleece underlay.

Table

Frame

Oval aluminium profile, bright chromium-plated, clear or black anodized, or coated. Black polyurethane glides.

Core material of table top

Birch plywood.

Table top group 1 – laminate

Table top thickness 42 mm (1⁵/₈")
Laminate according to Wilkhahn colour and surface finish samples. Moulded plywood edge profile, natural oiled finish.

Table top group 2 – veneer

Table top thickness 42 mm (1⁵/₈")

Variation 1:

Beech, oak or ash veneer according to Wilkhahn woodstain colour samples. Chamfered edging, as far as possible in the same colour as the veneer.

Variation 2:

Maple, elm or walnut veneer, as well as Wilkhahn veneer Mocca according to Wilkhahn woodstain colour samples. Chamfered edging, as far as possible in the same colour as the veneer.

Veneer version

As a standard, the veneers are slip-matched onto the table top. Surfaces sealed with clear lacquer:
Open-pore: oak, ash, walnut and elm veneer, as well as Wilkhahn veneer Mocca.
Closed-pore: maple and beech veneer.
Some specific growth features possible.

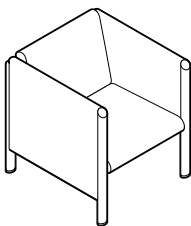
Standards

Cubis armchairs and settees conform to ANSI/BIFMA X 5.4. Cubis tables conform to ANSI/BIFMA X 5.5.

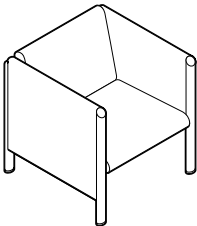
In addition to standard versions of table ranges, many customized options are also available. Forms, dimensions, surface finishes and prices on request.

830 range
Cubis™

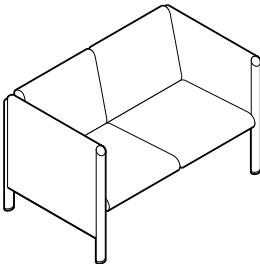
Page 2 of 2



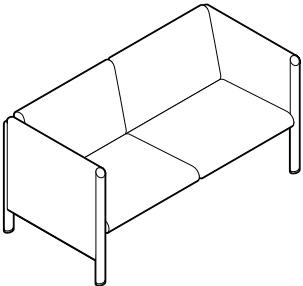
831/5
□43 □73 □69 □74
(□16⁷/₈" □28³/₄" □27¹/₈" □29¹/₈")



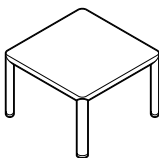
831/51
□43 □73 □74 □74
(□16⁷/₈" □28³/₄" □29¹/₈" □29¹/₈")



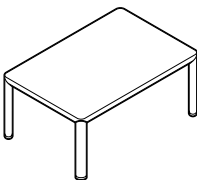
832/5
□43 □73 □124 □74
(□16⁷/₈" □28³/₄" □48⁷/₈" □29¹/₈")



833/5
□43 □73 □154 □74
(□16⁷/₈" □28³/₄" □60⁵/₈" □29¹/₈")



830/10
60 x 60, H 40
(23⁵/₈" x 23⁵/₈" , H 15³/₄")



830/14
60 x 90, H 40
(23⁵/₈" x 35³/₈" , H 15³/₄")

Key to symbols
□ Seat height
□ Overall height
□ Width
□ Depth

All dimensions in cm (inches).
Subject to technical change
without notice.